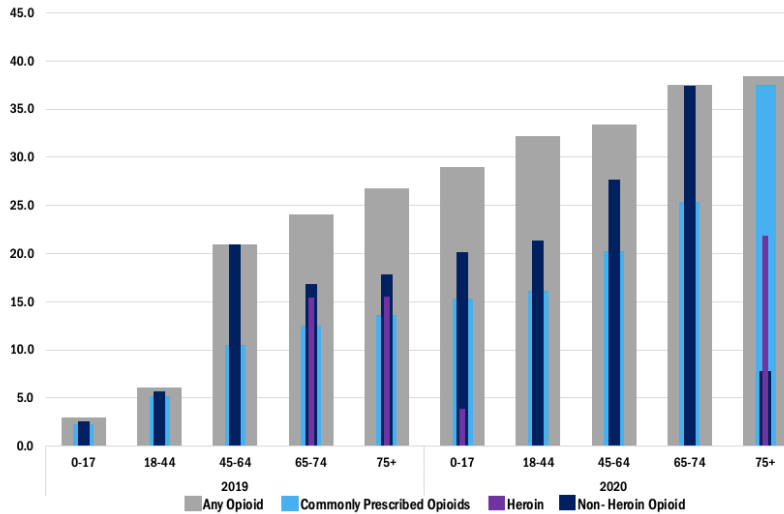




Prevention Resource Center Region 8

Opioid-Related Emergency Department Visits

Between 2019-2020 Bexar county Residents ages 65 and older have higher rates of opioid Emergency Department Visits



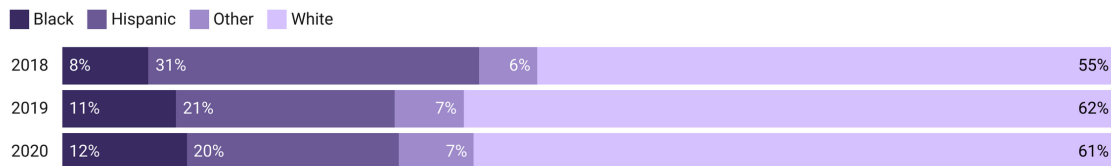
The majority of Opioid-Related Emergency Department visits in 2020 were by **Texas residents ages 18-44 (54.6%)**, followed by residents ages **45-64 (26.8%)**

The **top 5 counties with the highest number of opioid-related emergency visits in 2020** are :

Harris County- 1,290
Tarrant County- 861
Dallas County- 807
Bexar County- 465
Travis County- 386

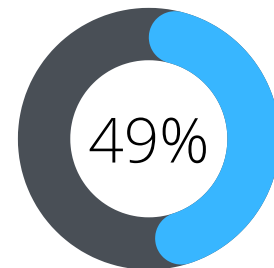
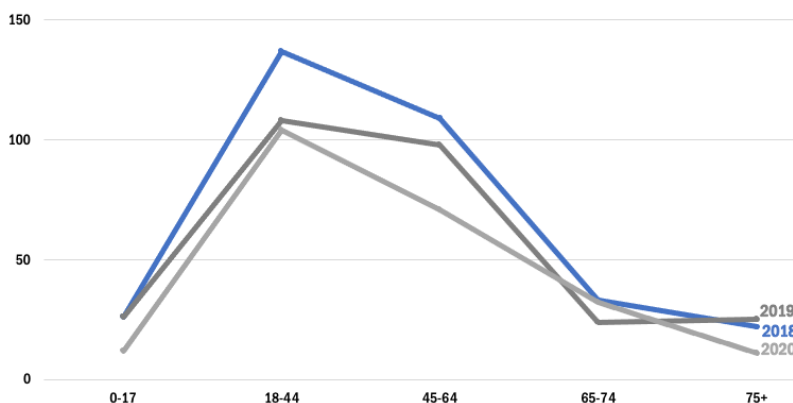
Between 2018-2020 Texas residents who identify as white had the highest percentage of opioid-related visits

The ED visits who were seen in a hospital emergency department or emergency room and who were also seen either at a hospital (inpatient) or another medical provider (outpatient).



Source: Texas Department of State Health Services • Created with Datawrapper

In **2018**, Bexar County Residents ages 18-44 had the highest number of commonly prescribed opioid emergency department visits



About 49.4% of Grayson County residents have Opioid-Related Emergency Department Visits

source- <https://healthdata.dshs.texas.gov/dashboard/drugs-alcohol/opioids/opioid-rel-ed-visits>